






Easy Flush foam control nozzles

Series 564

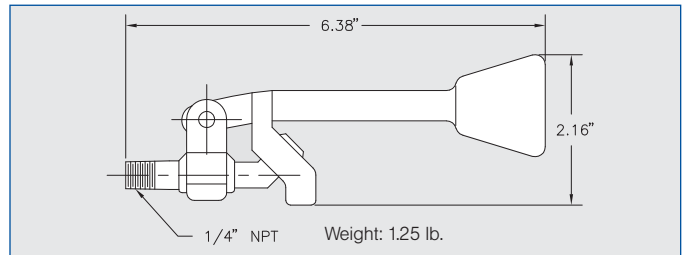


Designed to control foam within aeration tanks in waste treatment plants, the Easy Flush nozzle has a unique orifice configuration which produces an efficient flat fan spray. The Easy Flush nozzle also utilizes a Buna N deflector insert for quick removal upon wear, without complete nozzle replacement.



Easy Flush nozzles feature larger free passage than conventional flood type nozzles which limits clogging. They utilize low pressure liquid flow, for reduced pumping costs. In the event of a clog, simply lift the counterweight to flush the nozzle clean.

Select the Easy Flush nozzle size that provides maximum coverage at the lowest possible pressure and flow rate. Typical installation uses .3 to .4 GPM per foot of coverage, with nozzles mounted on 3 to 5 foot centers.



Spray angle	Ordering no.	Stamp	Flow and Coverage Data (Gallons Per Minute)						
			Pressure psi	Flow rate gpm	Width of spray coverage at elevation of nozzle above water line				
					12"	18"	24"	30"	36"
90°	564. 846. 32. BC	1	3	1.1	22"	30"	39"	46"	54"
			5	1.4	25"	35"	44"	53"	62"
			7	1.7	27"	38"	48"	58"	68"
			10	2.0	29"	43"	53"	64"	73"
120°	564. 847. 32. BC	2	3	1.1	34"	45"	56"	66"	75"
			5	1.4	36"	49"	62"	72"	82"
			7	1.7	40"	54"	67"	79"	90"
			10	2.0	44"	60"	73"	86"	—
140°	564. 848. 32. BC	3	3	1.1	41"	57"	72"	85"	—
			5	1.4	50"	66"	82"	—	—
			7	1.7	56"	74"	92"	—	—
			10	2.0	65"	84"	—	—	—
90°	564. 916. 32. BC	4	3	1.7	23"	31"	39"	47"	56"
			5	2.1	27"	36"	45"	54"	63"
			7	2.5	29"	39"	50"	60"	70"
			10	2.9	31"	42"	54"	65"	76"
120°	564. 917. 32. BC	5	3	1.7	38"	49"	60"	70"	81"
			5	2.1	43"	57"	69"	81"	93"
			7	2.5	48"	64"	79"	93"	—
			10	2.9	56"	71"	86"	100"	—
140°	564. 918. 32. BC	6	3	1.7	50"	62"	74"	86"	—
			5	2.1	60"	73"	87"	—	—
			7	2.5	65"	78"	92"	—	—
			10	2.9	—	—	—	—	—
90°	564. 946. 32. BC	7	3	2.1	24"	33"	41"	50"	58"
			5	2.6	27"	37"	48"	58"	68"
			7	3.0	29"	40"	52"	63"	73"
			10	3.5	32"	44"	57"	69"	80"
120°	564. 947. 32. BC	8	3	2.1	45"	60"	76"	90"	—
			5	2.6	50"	66"	84"	98"	—
			7	3.0	54"	71"	90"	—	—
			10	3.5	59"	78"	100"	—	—
140°	564. 948. 32. BC	9	3	2.1	54"	67"	80"	—	—
			5	2.6	62"	75"	88"	—	—
			7	3.0	—	—	—	—	—
			10	3.5	—	—	—	—	—

Material: Bronze

Conversion formula for the above series: $V_2 = V_1 \sqrt{\frac{P_2}{P_1}}$



Flat fan